

Groot Drakenstein vs Green Point Gullies

on

Sunday 20 November 2022

at

Groot Drakenstein

scored by **Reuel Miller**

match umpire(s)

match referee(s)

player of the match

Groot Drakenstein won by 3 runs

Team **Groot Drakenstein**

Score **198 for 8**

Overs **35.0**

Players **Jaco Swarts (wk)**

Rikus Walters

Alan Sherratt

Hugo Brink

Craig McNaught (c)

Morne Landman

Wessel van Deventer

Christo van Deventer

Bruce Taylor

Zac Barnard

Johann Agenbag

Team **Green Point Gullies**

Score **195 for 10**

Overs **33.1**

Players **Dylan Adriaans**

Shahim Davids

Tersius Kapp

Frans Pieters

Corne Rautenbach

Louis Nel

Jacques Malan

Will Botha

Nick Proudfoot

George FUN der Spuy

Heiko Dresselhaus

Groot Drakenstein vs Green Point Gullies

Groot Drakenstein INNINGS

Venue: Groot Drakenstein

Toss won by: Green Point Gullies

Sun 20-Nov-2022

BATSMAN	RUNS	HOW OUT	R	B	M	0s	1s	2s	3s	4s	5s	6s	SS	SR	
1 Jaco Swarts (wk)	36..4.....2....4.24.W	c Tersius Kapp b George FUN der Spuy	25	22	26	15	2	1	3	1			32%	113.6	
2 Rikus Walters11.4.2.....114...44.1...4...2.11...14.1.4.4...11.W	c Frans Pieters b Shahim Davids	48	57	88	35	12	2		8			39%	84.2	
3 Alan Sherratt	.W	c Nick Proudfoot b George FUN der Spuy	0	2	0	2								0.0	
4 Hugo Brink	...14...4.....1.1.....11.11.2..1.1....1.1...44.14.....1..W	lbw b Shahim Davids	35	67	92	48	13	1		5			28%	52.2	
5 Craig McNaught (c)	...21114...11.....24.4..112W	c Corne Rautenbach b Will Botha	25	27	58	14	7	3		3			48%	92.6	
6 Morne Landman	1.W	c Will Botha b Corne Rautenbach	1	3	4	2	1						33%	33.3	
7 Wessel van Deventer	W	b Corne Rautenbach	0	1	0	1								0.0	
8 Christo van Deventer	W	b Corne Rautenbach	0	1	0	1								0.0	
9 Bruce Taylor	...1...4...1.....414.11.1	not out	18	27	30	18	6			3			33%	66.7	
10 Zac Barnard	.1.4111114	not out	14	10	13	2	6			2			80%	140.0	
11 Johann Agenbag															
35.0 OVERS			Extras: 32 (6b 5lb 7nb 14wd 0p)			TOTAL			198	RUNS					

FOW	1	2	3	4	5	6	7	8	9	10
SCORE	39	39	114	147	152	152	152	169		
OUT	Jaco Swarts	Alan Sherratt	Rikus Walters	Hugo Brink	Morne Landman	Wessel van Deventer	Christo van Deventer	Craig McNaught		
OVER	6.3	6.5	20.2	26.3	27.2	27.3	27.4	31.4		
P'SHIP	39	0	75	33	5	0	0	17		

BOWLER	1	2	3	4	5	6	7	8	9	10	11	12	13	14	15	O	M	R	W	WD	NB	ECON
Louis Nel (RMF)	R 3 W 1 WD 1 NB 1	1	6	4	9	8										6		35		4		5.83
Jacques Malan	R 10 W 3 WD 1 NB 1	3	10													3		25		2		8.33
George FUN der Spuy	R 1 W 2 WD 1 NB 1	8	1	11												4		23	2		2	5.75
Nick Proudfoot	R 6 W 9 WD 2 NB 2	9	5													3		24		1	3	8.00
Corne Rautenbach	R 1 W 4 WD 1 NB 1	3	3	3	4	2										5	1	14	3	2	2	2.80
Heiko Dresselhaus	R 4 W 7 WD 2 NB 1	7	2	3												4		17		1		4.25
Shahim Davids (RMF)	R 8 W 2 WD 1 NB 1	2	2	5	6											5		24	2	1		4.80
Will Botha	R 6 W 2 WD 1 NB 1	5	2	1	8											5		25	1	3		5.00

Groot Drakenstein vs Green Point Gullies

Green Point Gullies INNINGS

Venue: Groot Drakenstein

Toss won by: Green Point Gullies

Sun 20-Nov-2022

BATSMAN	RUNS	HOW OUT	R	B	M	0s	1s	2s	3s	4s	5s	6s	SS	SR	
1 Dylan Adriaans1.....1.....12.....2.1..3.4.4.....W	c Wessel van Deventer b Zac Barnard	20	43	40	33	5	2	1	2			23%	46.5	
2 Shahim Davids	.1.....W	c Hugo Brink b Johann Agenbag	1	16	31	15	1						6%	6.2	
3 Tersius Kapp1..W	c Wessel van Deventer b Zac Barnard	1	12	13	11	1						8%	8.3	
4 Frans Pieters	14W	b Johann Agenbag	5	3	3	1	1			1			67%	166.7	
5 Corne Rautenbach	1...21...4...6...6.116.....1.16.1.1..61..1...1..46...14...111W	c Craig McNaught b Alan Sherratt	65	60	93	35	15	1		3	6		42%	108.3	
6 Louis Nel	...W	c Jaco Swarts b Bruce Taylor	0	5	16	5								0.0	
7 Jacques Malan	.12..W	lbw b Zac Barnard	3	6	5	4	1	1					33%	50.0	
8 Will Botha	.4.....411W	c Jaco Swarts b Bruce Taylor	10	15	19	11	2			2			27%	66.7	
9 Nick Proudfoot	.4..612461..1616114116W	c Hugo Brink b Craig McNaught	52	23	31	6	8	1		3	5		74%	226.1	
10 George FUN der Spuy	.1...1W	b Alan Sherratt	2	7	14	5	2						29%	28.6	
11 Heiko Dresselhaus6.64	not out	16	10	5	7				1	2		30%	160.0	
33.1 OVERS			Extras: 20 (0b 1lb 1nb 18wd 0p)			TOTAL			195	RUNS					

FOW	1	2	3	4	5	6	7	8	9	10
SCORE	27	27	32	35	42	53	90	164	177	195
OUT	Shahim Davids	Dylan Adriaans	Frans Pieters	Tersius Kapp	Louis Nel	Jacques Malan	Will Botha	Nick Proudfoot	Corne Rautenbach	George FUN der Spuy
OVER	9.2	10.3	11.2	12.3	15.1	16.4	21.4	28.6	31.1	33.1
P'SHIP	27	0	5	3	7	11	37	74	13	18

BOWLER	1	2	3	4	5	6	7	8	9	10	11	12	13	14	15	O	M	R	W	WD	NB	ECON
Craig McNaught (c)	R W WD NB	1	1	3	9	8	3									7	1	26	1	1		3.71
Johann Agenbag	R W WD NB	2	1	2	3	1	6									6	1	19	2	5		3.17
Zac Barnard	R W WD NB	8	1	1	4	6	1	17								7	1	39	3	1	1	5.57
Bruce Taylor	R W WD NB	3	7	7	6	11	13	2								7		52	2	3		7.43
Morne Landman	R W WD NB	8	8	14												3		32		2		10.67
Alan Sherratt	R W WD NB	15	5	1	1											3	1	26	2	6		8.67

Groot Drakenstein vs Green Point Gullies

Groot Drakenstein INNINGS

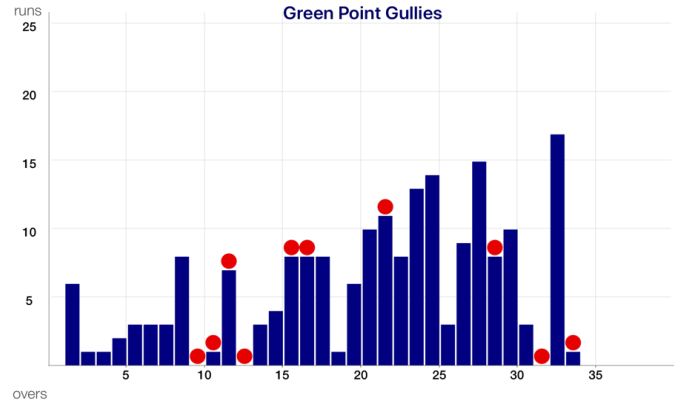
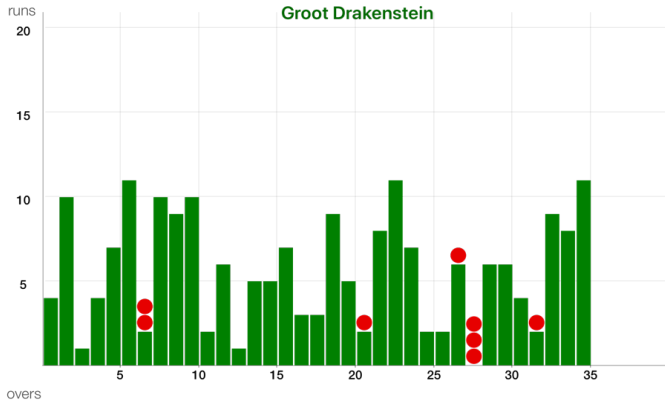
O	RUNS	WKT	BOWLER	BALL BY BALL
1	4	0	Louis Nel	3 1w .
2	14	0	Jacques Malan	6 . . 4 . .
3	15	0	Louis Nel	. . 1
4	19	0	Jacques Malan	1w 1 . 2
5	26	0	Louis Nel	. 4 . 2 . 1w .
6	37	0	Jacques Malan	. 4 . 1w 2 4 .
7	39	2	George FUN der Spuy	. 1nb 1 W . W .
8	49	2	Nick Proudfoot	1nb-1 1nb . 1 4 . 2lb .
9	58	2	George FUN der Spuy	4 . . 1nb 4 . .
10	68	2	Nick Proudfoot	1nb-4 4 . 1
11	70	2	George FUN der Spuy	. 1lb . . 1 . .
12	76	2	Nick Proudfoot	. 1 4 . 1w . . .
13	77	2	Corne Rautenbach	. . 1nb
14	82	2	Heiko Dresselhaus	2 . 1 . 1b 1
15	87	2	Corne Rautenbach	1 . . 1 . 1b-1nb 1
16	94	2	Heiko Dresselhaus	. 1 . 1 1 4
17	97	2	Corne Rautenbach	. 2 . . 1 . .
18	100	2	Heiko Dresselhaus	1w . 1 1
19	109	2	Shahim Davids	. 4 . 4 . 1lb
20	114	2	Heiko Dresselhaus	. 1 2b 1 1 . .
21	116	3	Shahim Davids	. W . . . 2
22	124	3	Will Botha	1w 1 1 1w . . . 4
23	135	3	George FUN der Spuy	1 4 . 1 1 4
24	142	3	Will Botha	4 . . 1 . 1w 1lb
25	144	3	Shahim Davids	. . . 1 1 . .
26	146	3	Will Botha 2
27	152	4	Shahim Davids	. 1w . W 1 4 . .
28	152	7	Corne Rautenbach	. W W W
29	158	7	Shahim Davids	4 . . 1 . 1 . .
30	164	7	Corne Rautenbach	. 1w . . . 1w 4 .
31	168	7	Louis Nel	1 . . . 1 2
32	170	8	Will Botha	. . 1b W . 1 . .
33	179	8	Louis Nel	. 4 1 . . 4 . .
34	187	8	Will Botha	1 1 1 4 . 1 . .
35	198	8	Louis Nel	1 1 1w 1w 1b 1 1 4

Green Point Gullies INNINGS

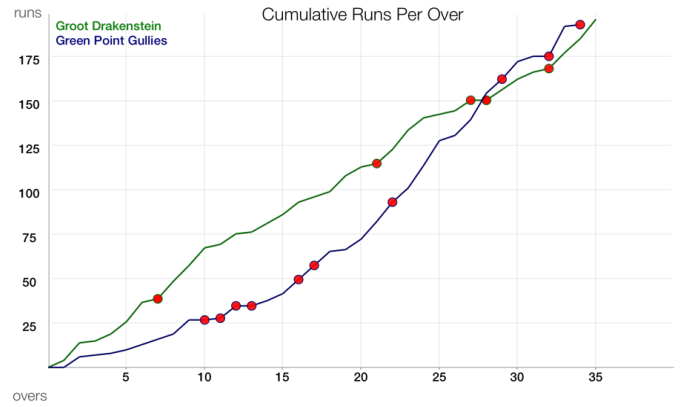
O	RUNS	WKT	BOWLER	BALL BY BALL
1	0	0	Craig McNaught
2	6	0	Johann Agenbag	. 1w 1w 1w 1 . 1 1w . .
3	7	0	Craig McNaught 1
4	8	0	Johann Agenbag 1 . .
5	10	0	Craig McNaught	. . 1w . . 1 . .
6	13	0	Johann Agenbag	2 1lb
7	16	0	Craig McNaught	. . 2 . 1 . . .
8	19	0	Johann Agenbag	. . 3
9	27	0	Zac Barnard	. 4 . 4
10	27	1	Johann Agenbag	. W
11	28	2	Zac Barnard	. . W 1
12	35	3	Johann Agenbag	4 W 1 . 1w . 1 . .
13	35	4	Zac Barnard	. . W
14	38	4	Bruce Taylor	. . . 2 1
15	42	4	Zac Barnard	. . 4
16	50	5	Bruce Taylor	W . 1w 1 6
17	58	6	Zac Barnard	2 . . 1w W . 1nb 4
18	66	6	Bruce Taylor	6 . 1 . . 1w . . .
19	67	6	Zac Barnard	1
20	73	6	Bruce Taylor	6
21	83	6	Morne Landman	4 1w 1w 1 1 1 . 1 . .
22	94	7	Bruce Taylor	6 . 1 W . 4
23	102	7	Morne Landman	. 1 . . 6 1
24	115	7	Bruce Taylor	2 4 6 1
25	129	7	Morne Landman	. . 1 6 1 6
26	132	7	Bruce Taylor	. . 1 1 1w
27	141	7	Craig McNaught	6 1 . 1 1
28	156	7	Alan Sherratt	4 1 . 4 6
29	164	8	Craig McNaught	1 . . 1 6 W
30	174	8	Alan Sherratt	5w 4 . . . 1 . . .
31	177	8	Craig McNaught	1 1 1
32	177	9	Alan Sherratt	W
33	194	9	Zac Barnard	1 . 6 . 6 4
34	195	10	Alan Sherratt	1w W

Groot Drakenstein vs Green Point Gullies

Manhattan



WORM



Groot Drakenstein vs Green Point Gullies

Batsmans Stats.

BATSMAN	TEAM	R	B	MIN	4s	6s	SR	SS	N/O	50s	100s
1 Corne Rautenbach	Green Point Gullies	65	60	93	3	6	108.3	40.0%		1	
2 Nick Proudfoot	Green Point Gullies	52	23	31	3	5	226.1	73.9%		1	
3 Rikus Walters	Groot Drakenstein	48	57	88	8		84.2	42.1%			
4 Hugo Brink	Groot Drakenstein	35	67	92	5		52.2	32.8%			
5 Jaco Swarts	Groot Drakenstein	25	22	26	3	1	113.6	31.8%			
6 Craig McNaught	Groot Drakenstein	25	27	58	3		92.6	48.1%			
7 Dylan Adriaans	Green Point Gullies	20	43	40	2		46.5	23.3%			
8 Bruce Taylor	Groot Drakenstein	18	27	30	3		66.7	33.3%	1		
9 Heiko Dresselhaus	Green Point Gullies	16	10	5	1	2	160.0	30.0%	1		
10 Zac Barnard	Groot Drakenstein	14	10	13	2		140.0	80.0%	1		
11 Will Botha	Green Point Gullies	10	15	19	2		66.7	33.3%			
12 Frans Pieters	Green Point Gullies	5	3	3	1		166.7	66.7%			
13 Jacques Malan	Green Point Gullies	3	6	5			50.0	33.3%			
14 George FUN der Spuy	Green Point Gullies	2	7	14			28.6	28.6%			
15 Morne Landman	Groot Drakenstein	1	3	4			33.3	33.3%			
16 Tersius Kapp	Green Point Gullies	1	12	13			8.3	8.3%			
17 Shahim Davids	Green Point Gullies	1	16	31			6.2	6.2%			
18 Louis Nel	Green Point Gullies	0	5	16			0.0				
19 Alan Sherratt	Groot Drakenstein	0	2				0.0				
20 Christo van Deventer	Groot Drakenstein	0	1				0.0				
21 Wessel van Deventer	Groot Drakenstein	0	1				0.0				

Bowlers Stats.

BOWLER	TEAM	W	R	O	M	B	WD	NB	CT	ST	ECON	AVG	SR
1 Corne Rautenbach	Green Point Gullies	3	14	5.0	1	30	2	2	1		2.80	4.67	10.00
2 Zac Barnard	Groot Drakenstein	3	39	7.0	1	42	1	1			5.57	13.00	14.00
3 Johann Agenbag	Groot Drakenstein	2	19	6.0	1	36	5				3.17	9.50	18.00
4 Alan Sherratt	Groot Drakenstein	2	26	3.1	1	19	6				8.21	13.00	9.50
5 George FUN der Spuy	Green Point Gullies	2	23	4.0		24		2			5.75	11.50	12.00
6 Shahim Davids	Green Point Gullies	2	24	5.0		30	1				4.80	12.00	15.00
7 Bruce Taylor	Groot Drakenstein	2	52	7.0		42	3				7.43	26.00	21.00
8 Will Botha	Green Point Gullies	1	25	5.0		30	3		1		5.00	25.00	30.00
9 Craig McNaught	Groot Drakenstein	1	26	7.0	1	42	1		1		3.71	26.00	42.00
10 Heiko Dresselhaus	Green Point Gullies		17	4.0		24	1				4.25		
11 Nick Proudfoot	Green Point Gullies		24	3.0		18	1	3	1		8.00		
12 Jacques Malan	Green Point Gullies		25	3.0		18	2				8.33		
13 Morne Landman	Groot Drakenstein		32	3.0		18	2				10.67		
14 Louis Nel	Green Point Gullies		35	6.0		36	4				5.83		

